

Cross coupling of thioethers with aryl boroxines to construct biaryls *via* Rh catalyzed C–S activation†

Cite this: *Chem. Sci.*, 2013, **4**, 1573

Fei Pan,^a Hui Wang,^b Peng-Xiang Shen,^a Jing Zhao^b and Zhang-Jie Shi^{*ac}

Received 15th December 2012

Accepted 8th February 2013

DOI: 10.1039/c3sc22242j

www.rsc.org/chemicalscience

A novel rhodium-catalyzed C–C bond formation was developed to construct biaryls through unreactive aryl C–S bond cleavage of thioethers with aryl boroxines. This protocol provided a supplemental method of traditional Suzuki–Miyaura coupling.

Introduction

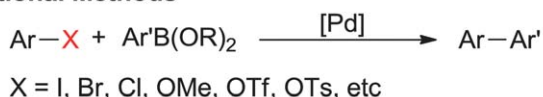
Biaryl structural units exist in a wide range of natural products, synthetic materials, pharmaceuticals and agrochemicals.¹ The Suzuki–Miyaura coupling has become one of the most useful tools to construct such units with the use of organohalides/pseudohalides and arylboronic acid derivatives (Scheme 1).² In the past several decades, *O*-based electrophiles have also been frequently applied in the Suzuki–Miyaura coupling.³ Recently, arenes have been further explored with respect to direct coupling with arylboronic acid derivatives through oxidative coupling strategies.⁴ Compared with other electrophiles, methyl aryl sulfides are also attractive due to their robustness and widespread existence in nature.⁵ However, in general, the sulfur atom can be tightly bound to transition metals, which makes it poisonous towards transition metal catalysts. Although the cleavage of C–S bonds has been well studied with a vast range of transition metals as catalysts,⁶ the construction of biaryl

compounds through “inert” C–S bonds cleavage has been rarely reported. Herein, we present the first report of a successful example of the construction of carbon–carbon bonds through the cleavage of unreactive aryl C–S bond with aryl boroxines *via* Rh catalysis (Scheme 1).

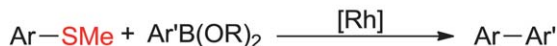
As pioneers in the field of C–S activation, Liebeskind and co-workers have reported their successes in palladium or copper catalyzed cross-coupling reactions, starting from thioethers and thioesters.⁷ Very recently, the cleavage of “inert” aryl C–SMe to deliver the carbthiolation of terminal alkynes was reported by Willis *et al.*⁸ In our continued efforts towards the activation of C–H and C–C bonds, we found that rhodium catalysts showed advantages in cleaving “inert” bonds. Furthermore, the use of directing groups is a successful strategy to enable bond cleavage and further transformations.⁹ Based on our experience and previous reports,¹⁰ we envisioned that the cross-coupling could take place to construct C–C bonds through the cleavage of unreactive C–S bonds with the directing strategy in the presence of suitable Rh catalysts.

With the idea in mind, we first carried out the reaction with 1-(2-(methylthio)phenyl)ethanone (**1a**) as a model substrate under various conditions (Table 1). We found that, the desired product **3aa** was observed in 38% NMR yield with [Rh(CO)₂Cl]₂ as catalyst in the presence of Ag₂CO₃ and K₃PO₄ in toluene (entry 1). Moreover, the different solvents were tested (entries 1–4), and THF and DCE showed similar results. Further studies indicated that a mixed solvent (DCM–THF = 2 : 1) gave a better yield (entry 6). Among Rh catalysts, [Rh(CO)₂Cl]₂ presented the best yield (entry 6). To our delight, the homo-coupling of phenylboroxine was sufficiently suppressed under the optimized reaction conditions. Interestingly, Ni, Cu and Ru complexes also gave the desired product albeit in lower yields (entries 9–11). Different additives were examined, and Ag₂CO₃ gave the best results (entries 13 and 14). It is noteworthy that K₃PO₄ was the best base (entries 15–17). In the absence of either base or additive, the yields were sharply reduced (entries 18 and 19). Finally, complete conversion and a high yield were obtained by simply prolonging reaction time (entry 21).

Traditional Methods



Our New Method



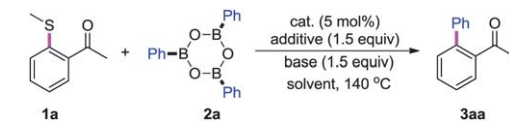
Scheme 1 New strategy to construct biaryl compounds *via* aryl C–S activation.

^aBeijing National Laboratory of Molecular Sciences (BNLMS), Key Laboratory of Bioorganic Chemistry, Molecular Engineering of Education College of Chemistry, Green Chemistry Center, Peking University, Beijing 100871, China. E-mail: zshi@pku.edu.cn; Fax: +86-010-62760890; Tel: +86-010-62760890

^bNano-Micro Materials Research Center, School of Chemical Biology and Biotechnology, Peking University Shenzhen Graduate School, Shenzhen 518055, China

^cState Key Laboratory of Organometallic Chemistry, Chinese Academy of Sciences, Shanghai 200032, China

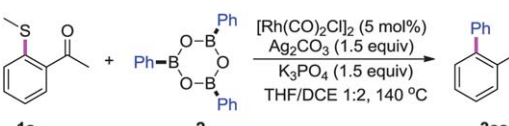
† Electronic supplementary information (ESI) available. See DOI: 10.1039/c3sc22242j

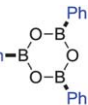
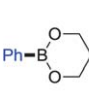
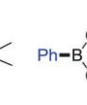
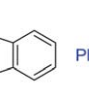
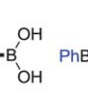
Table 1 Cross-coupling of 1-(2-(methylthio)phenyl)ethanone (**1a**) with phenylboroxine (**2a**) under various conditions^a


Entry	Catalyst	Additive	Base	Solvent	3aa ^b (%)
1	Rh(CO) ₂ Cl ₂	Ag ₂ CO ₃	K ₃ PO ₄	Toluene	38%
2	Rh(CO) ₂ Cl ₂	Ag ₂ CO ₃	K ₃ PO ₄	Dioxane	48%
3	Rh(CO) ₂ Cl ₂	Ag ₂ CO ₃	K ₃ PO ₄	THF	53%
4	Rh(CO) ₂ Cl ₂	Ag ₂ CO ₃	K ₃ PO ₄	DCE	56%
5	Rh(CO) ₂ Cl ₂	Ag ₂ CO ₃	K ₃ PO ₄	THF-DCE 1 : 1	59%
6	Rh(CO) ₂ Cl ₂	Ag ₂ CO ₃	K ₃ PO ₄	THF-DCE 1 : 2	83%
7	Rh(COD)Cl ₂	Ag ₂ CO ₃	K ₃ PO ₄	THF-DCE 1 : 2	42%
8	Rh(acac) ₃	Ag ₂ CO ₃	K ₃ PO ₄	THF-DCE 1 : 2	0
9	Pd(OAc) ₂	Ag ₂ CO ₃	K ₃ PO ₄	THF-DCE 1 : 2	62%
10	Ni(PCy ₃) ₂ Cl ₂	Ag ₂ CO ₃	K ₃ PO ₄	THF-DCE 1 : 2	5%
11	Ru(COD)Cl ₂	Ag ₂ CO ₃	K ₃ PO ₄	THF-DCE 1 : 2	47%
12	CuI	Ag ₂ CO ₃	K ₃ PO ₄	THF-DCE 1 : 2	0
13	Rh(CO) ₂ Cl ₂	Ag ₂ O	K ₃ PO ₄	THF-DCE 1 : 2	17%
14	Rh(CO) ₂ Cl ₂	Cu(OAc) ₂	K ₃ PO ₄	THF-DCE 1 : 2	26%
15	Rh(CO) ₂ Cl ₂	Ag ₂ CO ₃	K ₂ CO ₃	THF-DCE 1 : 2	46%
16	Rh(CO) ₂ Cl ₂	Ag ₂ CO ₃	Na ₃ PO ₄	THF-DCE 1 : 2	18%
17	Rh(CO) ₂ Cl ₂	Ag ₂ CO ₃	C ₅ OAc	THF-DCE 1 : 2	29%
18	Rh(CO) ₂ Cl ₂	Ag ₂ CO ₃	—	THF-DCE 1 : 2	19%
19	Rh(CO) ₂ Cl ₂	—	K ₃ PO ₄	THF-DCE 1 : 2	16%
20	—	Ag ₂ CO ₃	K ₃ PO ₄	THF-DCE 1 : 2	0
21 ^c	Rh(CO) ₂ Cl ₂	Ag ₂ CO ₃	K ₃ PO ₄	THF-DCE 1 : 2	88% (78%)

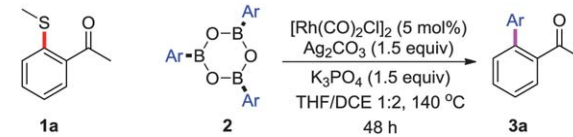
^a The reactions were conducted with 0.20 mmol of **1a** and 0.30 mmol of **2a** for 24 h unless otherwise noted. ^b GC yields are given using dodecane as the internal standard, and the isolated yield is shown in parentheses. ^c 48 h.

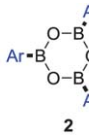
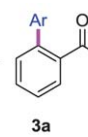
Compared with phenylboroxine **2a**, other phenylboronic acid derivatives showed much lower efficiency (Table 2). Phenylboronic esters **2b** and **2c** also reacted with **1a** albeit in lower yields. Phenylboronic acid **2d** also underwent this transformation in a moderate yield. However, potassium phenyltrifluoroborate **2e** completely failed to produce the desired product under the same conditions.

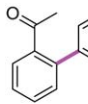
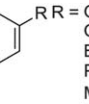

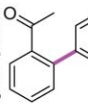
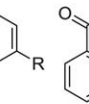
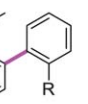






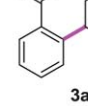
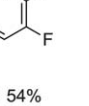
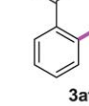
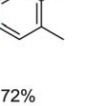
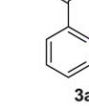
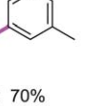
Table 2 Cross-coupling of **1a** with various organoboron reagents (**2**)^{a,b}


				
2a (78%) ^c	2b (21%) ^c	2c (35%) ^c	2d (49%) ^c	2e (0%) ^c

^a The reactions were conducted with 0.20 mmol of **1a** for 48 h. ^b GC yields were given using dodecane as an internal standard. ^c 4.5 equiv. of the organoboron reagent was added.

Table 3 Cross-coupling of **1a** with aryl boroxines **2**^a


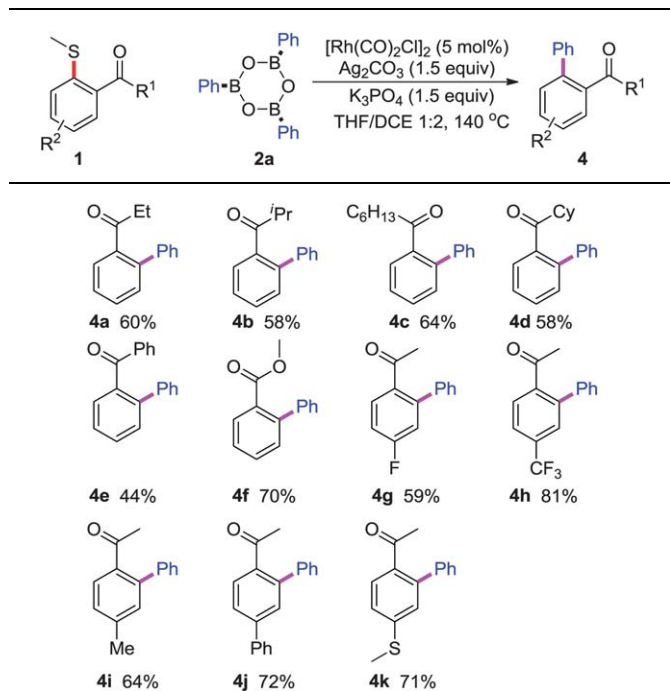
	
2	3a

					
3ab 53%	3ac 58%	3ad 57%	3ae 55%	3af 66%	3ag 61%
					
3ah 76%	3ai 68%	3aj 56%	3ak 55%	3al 61%	3am 57%
					
3an 46%	3ao 60%	3ap 65%	3aq 62%	3ar 79%	3as 69%

^a The reactions were conducted with 0.20 mmol of **1a** and 0.30 mmol of **2** for 48 h. Isolated yields are given unless otherwise noted.

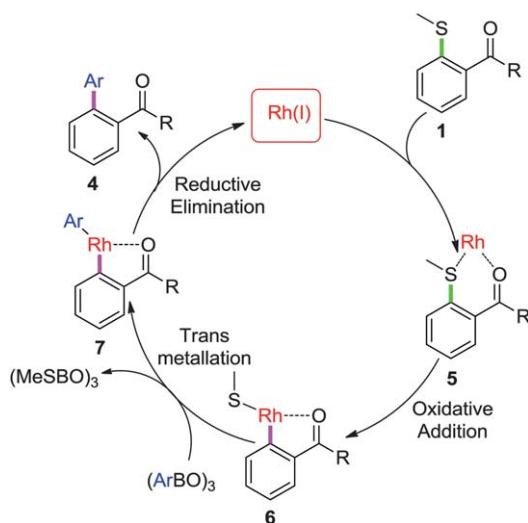
With the optimized conditions, we set out to explore different aryl boroxines substrates **2** (Table 3). The results showed that the cross coupling was not sensitive to the electronic effects of the aryl boroxines. Boroxines bearing both electron donating and withdrawing groups, provided good results (**3ab** to **3ag**). Notably, sterically hindered aryl boroxines did not reduce the efficacy of the reaction and the desired products were obtained in excellent yields (**3ap**, **3aq**, and **3ar**). Halide substituents were well tolerated, which provides the potential for further orthogonal functionalization (**3ah**, **3ai**, **3aj**, and **3ak**).¹¹ Moreover, heteroaryl boroxines could also be applied, affording the products in moderate yields (**3aw**, **3ax**, **3ay**).

A variety of thioethers were further investigated (Table 4). The reaction proved to have a broad substrate scope, tolerating a variety of functional groups with different electronic and steric properties. We first changed the directing group and found that other directing groups, such as propionyl (**4a**), isobutyryl (**4b**), heptanoyl (**4c**), cyclohexanecarbonyl (**4d**), and benzoyl (**4e**) can be applied as directing groups to facilitate this transformation. It is important to note that methyl ester (**4f**) also acted as a directing group, which greatly expands the potential application of this method. Different substituents on the phenyl ring were examined, showing that both electron rich and electron deficient groups were compatible. Other functional groups, such as fluoro (**4g**) and trifluoromethyl (**4h**), also survived well. Notably, the methylthio group at the *para*-position also survived under these conditions, allowing discrimination of different thioether groups in the same molecule. This result also demonstrated the key role of the directing group.

Table 4 Cross-coupling of different methyl(phenyl)sulfanes **1** with phenylboroxine **2a**^a

^a The reactions were conducted with 0.20 mmol of **1** and 0.30 mmol of **2a** for 48 h. Isolated yields are given unless otherwise noted.

Based on these studies, a reaction mechanism was proposed (Scheme 2). Rhodium complex **2** first coordinates with the sulfur atom and the carbonyl group to form complex **5**. Like the traditional Suzuki–Miyaura cross coupling, the subsequent oxidative addition of C–S to Rh(I) takes place and key intermediate **6** is formed. With the assistance of a suitable base, the phenyl group is transferred from the aryl boroxine to the Rh(III)

**Scheme 2** A plausible mechanism for Rh-catalyzed C–C bond formation via cleavage of the unreactive aryl C–S bond of thioanisole derivatives with aryl boroxines.

center to form biaryl Rh(III) intermediate **7**. Finally, the reductive elimination occurs to construct the C–C bond and produce the desired product **4**, accompanied by regeneration of the Rh(I) catalyst to complete the catalytic cycle.

Experimental procedure for the cross-coupling reactions

The reactions were carried out in Schlenk tubes, which were dried by heating under vacuum. Under an air atmosphere, $[\text{Rh}(\text{CO})_2\text{Cl}]_2$ (0.005 mmol, 1.9 mg), Ag_2CO_3 (0.30 mmol, 82.6 mg), and **1a** (0.2 mmol) were added to a Schlenk tube. K_3PO_4 (0.3 mmol, 63.7 mg) and **2a** (0.3 mmol) were transferred into the Schlenk tube in a glove box under a dry N_2 atmosphere. THF (1 mL) and DCE (0.5 mL) were added by syringe. The mixture was stirred under an air atmosphere at 140 °C for 48 h (unless otherwise specified), and then cooled to room temperature. The resultant mixture was filtered through a short plug of silica gel and further concentrated *in vacuo*. The crude product **3aa** was purified using flash chromatography on silica gel eluting with petroleum ether–ethyl acetate (*v/v* = 50/1) to afford the desired product **3aa** in 78% yield.

Conclusions

In conclusion, we have reported the first construction of biaryls *via* rhodium-catalyzed C–C bond formation through unreactive aryl C–S bond cleavage by coupling with aryl boroxines. This protocol exhibits broad substrate scope with respect to both aryl boroxines and thioether derivatives, affording products in good to excellent yields. As a supplement to the traditional Suzuki–Miyaura coupling, this method for the first time provides an alternative route based on the activation of C–S bonds with the methylthioethers as electrophiles. Further studies to address the detailed reaction mechanism and its applications are currently ongoing.

Acknowledgements

We acknowledge financial support from the National Basic Research Program of China (973 Program, 2009CB825300) and the NSF of China (no. 20925207 and 21002001).

Notes and references

- For recent reviews, see: (a) *Metal-catalyzed cross-coupling reactions*, ed. F. Diederich and P. J. Stang, Wiley-VCH, Weinheim, 1998; (b) *Metal-Catalyzed Cross-Coupling Reactions*, ed. A. de Meijere and F. Diederich, Wiley-VCH, Weinheim, 2004; (c) J. Hassan, M. Sevignon, C. Gozzi, E. Schulz and M. Lemaire, *Chem. Rev.*, 2002, **102**, 1359; (d) J.-P. Corbet and G. Mignani, *Chem. Rev.*, 2006, **106**, 2651; (e) *Modern Arylation Methods*, ed. L. Ackermann, Wiley-VCH, Weinheim, 2009; (f) G. Bringmann, T. Gulder, T. A. M. Gulder and M. Breuning, *Chem. Rev.*, 2011, **111**, 563.
- (a) N. Miyaura, K. Yamada and A. Suzuki, *Tetrahedron Lett.*, 1979, **20**, 3437; (b) N. Miyaura and A. Suzuki, *Chem. Rev.*, 1995, **95**, 2457; (c) J. P. Wolfe, S. Wagaw, J. F. Marcoux and S. L. Buchwald, *Acc. Chem. Res.*, 1998, **31**, 805; (d)

- A. Suzuki, *J. Organomet. Chem.*, 1999, **576**, 147; (e) N. Miyaura, *J. Organomet. Chem.*, 2002, **653**, 54; (f) S. Kotha, K. Lahiri and D. Kashinath, *Tetrahedron*, 2002, **58**, 9633; (g) N. Miyaura, *Top. Curr. Chem.*, 2002, **219**, 11; (h) G. A. Molander and N. Ellis, *Acc. Chem. Res.*, 2007, **40**, 275; (i) S. L. Buchwald and R. Martin, *Acc. Chem. Res.*, 2008, **41**, 1461; (j) I. P. Beletskaya and M. Yus, *Tetrahedron*, 2008, **64**, 3047; (k) S. Würtz and F. Glorius, *Acc. Chem. Res.*, 2008, **41**, 1523; (l) H. Amii and K. Uneyama, *Chem. Rev.*, 2009, **109**, 2119.
- 3 (a) E. Wenkert, E. L. Michelotti and C. S. Swindell, *J. Am. Chem. Soc.*, 1979, **101**, 2246; (b) J. W. Dankwardt, *Angew. Chem., Int. Ed.*, 2004, **43**, 2428; (c) M. Tobisu, T. Shimasaki and N. Chatani, *Angew. Chem., Int. Ed.*, 2008, **47**, 4866; (d) B.-T. Guan, S.-K. Xiang, T. Wu, Z.-P. Sun, B.-Q. Wang, K.-Q. Zhao and Z.-J. Shi, *Chem. Commun.*, 2008, 1437; (e) K. W. Quasdorf, X. Tian and N. K. Garg, *J. Am. Chem. Soc.*, 2008, **130**, 14422; (f) B.-T. Guan, Y. Wang, B.-J. Li, D.-G. Yu and Z.-J. Shi, *J. Am. Chem. Soc.*, 2008, **130**, 14468; (g) L. J. Gooßen, K. Gooßen and C. Stanciu, *Angew. Chem., Int. Ed.*, 2009, **48**, 3569; (h) M. Tobisu, T. Shimasaki and N. Chatani, *Chem. Lett.*, 2009, **38**, 710; (i) Z. Li, S.-L. Zhang, Y. Fu, Q.-X. Guo and L. Liu, *J. Am. Chem. Soc.*, 2009, **131**, 8815; (j) A. Antoft-Finch, T. Blackburn and V. Snieckus, *J. Am. Chem. Soc.*, 2009, **131**, 17750; (k) K. W. Quasdorf, M. Riener, K. V. Petrova and N. K. Garg, *J. Am. Chem. Soc.*, 2009, **131**, 17748; (l) D.-G. Yu, B.-J. Li and Z.-J. Shi, *Acc. Chem. Res.*, 2010, **43**, 1486; (m) C. E. I. Knappke and A. Jacobi von Wangelin, *Angew. Chem., Int. Ed.*, 2010, **49**, 3568; (n) G. A. Molander and F. Beaumard, *Org. Lett.*, 2010, **12**, 4022; (o) L. Xu, B.-J. Li, Z.-H. Wu, X.-Y. Lu, B.-T. Guan, B.-Q. Wang, K.-Q. Zhao and Z.-J. Shi, *Org. Lett.*, 2010, **12**, 884; (p) B. M. Rosen, K. W. Quasdorf, D. A. Wilson, N. Zhang, A.-M. Resmerita, N. K. Garg and V. Percec, *Chem. Rev.*, 2011, **111**, 1346; (q) K. Huang, G. Li, W.-P. Huang, D.-G. Yu and Z.-J. Shi, *Chem. Commun.*, 2011, 47, 7224.
- 4 (a) F. Kakiuchi, S. Kan, K. Igi, N. Chatani and S. Murai, *J. Am. Chem. Soc.*, 2003, **125**, 1698; (b) X. Chen, C. E. Goodhue and J.-Q. Yu, *J. Am. Chem. Soc.*, 2006, **128**, 12634; (c) Z.-J. Shi, B.-J. Li, X.-B. Wan, J. Cheng, Z. Fang, B. Cao, C.-M. Qin and Y. Wang, *Angew. Chem., Int. Ed.*, 2007, **46**, 5554; (d) R. Giri, N. Maugel, J.-J. Li, D.-H. Wang, S. P. Breazzano, L. B. Saunders and J.-Q. Yu, *J. Am. Chem. Soc.*, 2007, **129**, 3510; (e) B.-F. Shi, N. Maugel, Y.-H. Zhang and J.-Q. Yu, *Angew. Chem., Int. Ed.*, 2008, **47**, 4882; (f) D.-H. Wang, M. Wasa, R. Giri and J.-Q. Yu, *J. Am. Chem. Soc.*, 2008, **130**, 7190; (g) D.-H. Wang, T.-S. Mei and J.-Q. Yu, *J. Am. Chem. Soc.*, 2008, **130**, 17676; (h) S. Kirchberg, T. Vogler and A. Studer, *Synlett*, 2008, 2841; (i) T. Vogler and A. Studer, *Org. Lett.*, 2008, **10**, 129; (j) J. Wen, J. Zhang, S. Chen, J. Li and X. Yu, *Angew. Chem., Int. Ed.*, 2008, **47**, 8897; (k) J.-H. Chu, S.-L. Tsai and M.-J. Wu, *Synthesis*, 2009, 3757; (l) J. Wen, S. Qin, L. Ma, L. Dong, J. Zhang, S. Liu, Y. Duan, S. Chen, C. Hu and X. Yu, *Org. Lett.*, 2010, **12**, 2694; (m) T. Nishikata, A. R. Abela, S.-L. Huang and B. H. Lipshutz, *J. Am. Chem. Soc.*, 2010, **132**, 4978.
- 5 (a) D. N. Jones, in *Comprehensive Organic Chemistry*, ed. D. H. Barton and D. W. Ollis, Pergamon, New York, 1979, vol. 3; (b) S. W. Kaldor, V. J. Kalish, J. F. Davies, B. V. Shetty, J. E. Fritz, K. Appelt, J. A. Burgess, K. M. Campanale, N. Y. Chirgadze, D. K. Clawson, B. A. Dressman, S. D. Hatch, D. A. Khalil, M. B. Kosa, P. P. Lubbehusen, M. A. Muesing, A. K. Patick, S. H. Reich, K. S. Su and J. H. Tatlock, *J. Med. Chem.*, 1997, **40**, 3979; (c) S. F. Nielsen, E. Ø. Nielsen, G. M. Olsen, T. Liljefors and D. Peters, *J. Med. Chem.*, 2000, **43**, 2217; (d) G. Liu, J. R. Huth, E. T. Olejniczak, R. Mendoza, P. DeVries, S. Leitzza, E. B. Reilly, G. F. Okasinski, S. W. Fesik and T. W. von Geldern, *J. Med. Chem.*, 2001, **44**, 1202; (e) L. Liu, J. E. Stelmach, S. R. Natarajan, M.-H. Chen, S. B. Singh, C. D. Schwartz, C. E. Fitzgerald, S. J. O'Keefe, D. M. Zaller, D. M. Schmatz and J. B. Doherty, *Bioorg. Med. Chem. Lett.*, 2003, **13**, 3979; (f) G. DeMartino, M. C. Edler, G. LaRegina, A. Coluccia, M. C. Barbera, D. Barrow, R. I. Nicholson, G. Chiosis, A. Brancale, E. Hamel, M. Artico and R. Silvestri, *J. Med. Chem.*, 2006, **49**, 947; (g) A. Gangjee, Y.-B. Zeng, T. Talreja, J. J. McGuire, R. L. Kisliuk and S. F. Queener, *J. Med. Chem.*, 2007, **50**, 3046.
- 6 (a) E. Wenkert, T. W. Ferreira and E. L. Michelotti, *J. Chem. Soc., Chem. Commun.*, 1979, 637; (b) S. G. Murray and F. R. Hartley, *Chem. Rev.*, 1981, **81**, 365; (c) E. Wenkert and T. W. Ferreira, *J. Chem. Soc., Chem. Commun.*, 1982, 840; (d) E. Wenkert, J. M. Hanna, M. H. Leftin, E. L. Michelotti, K. T. Potts and D. Usifer, *J. Org. Chem.*, 1985, **50**, 1125; (e) H.-R. Tseng, C.-F. Lee, L.-M. Yang and T.-Y. Luh, *J. Org. Chem.*, 1999, **64**, 8582; (f) J. Srogl, W. Liu, D. Marshall and L. S. Liebeskind, *J. Am. Chem. Soc.*, 1999, **121**, 9449; (g) S. R. Dubbaka and P. Vogel, *Angew. Chem., Int. Ed.*, 2005, **44**, 7674; (h) K. Itami, S. Higashi, M. Mineno and J.-I. Yoshida, *Org. Lett.*, 2005, **7**, 1219; (i) S. Kanemura, A. Kondoh, H. Yorimitsu and K. Oshima, *Synthesis*, 2008, 2659; (j) H.-F. Yu and Z.-K. Yu, *Angew. Chem., Int. Ed.*, 2009, **48**, 2929; (k) K. Ishizuka, H. Seike, T. Hatakeyama and M. Nakamura, *J. Am. Chem. Soc.*, 2010, **132**, 13117; (l) L. Melzig, A. Metzger and P. Knochel, *J. Org. Chem.*, 2010, **75**, 2131; (m) J.-M. Begouin, M. Rivard and C. Gosmini, *Chem. Commun.*, 2010, **46**, 5972; (n) T. H. Graham, W.-S. Liu and D.-M. Shen, *Org. Lett.*, 2011, **13**, 6232; (o) L. Melzig, A. Metzger and P. Knochel, *Chem.-Eur. J.*, 2011, **17**, 2948; (p) W.-W. Jin, H.-F. Yu and Z.-K. Yu, *Tetrahedron Lett.*, 2011, **52**, 5884; (q) N. Barbero and R. Martin, *Org. Lett.*, 2012, **14**, 796.
- 7 (a) R. Wittenberg, J. Srogl, M. Egi and L. S. Liebeskind, *Org. Lett.*, 2003, **5**, 3033; (b) Z. Zhang and L. S. Liebeskind, *Org. Lett.*, 2006, **8**, 4331; (c) H. Yang, H. Li, R. Wittenberg, M. Egi, W. Huang and L. S. Liebeskind, *J. Am. Chem. Soc.*, 2007, **129**, 1132; (d) H. Yang and L. S. Liebeskind, *Org. Lett.*, 2007, **9**, 2993; (e) H. Li, H. Yang and L. S. Liebeskind, *Org. Lett.*, 2008, **10**, 4375.
- 8 (a) J. F. Hooper, A. B. Chaplin, C. González-Rodríguez, A. L. Thompson, A. S. Weller and M. C. Willis, *J. Am. Chem. Soc.*, 2012, **134**, 2906; (b) R. J. Pawley, M. A. Huertos, G. C. Lloyd-Jones, A. S. Weller and M. C. Willis, *Organometallics*, 2012, **31**, 5650.

- 9 For the newest reports, see: (a) A. Ros, R. López-Rodríguez, B. Estepa, E. Álvarez, R. Fernández and J. M. Lassaletta, *J. Am. Chem. Soc.*, 2012, **134**, 4573; (b) A. V. Gulevich, F. S. Melkonyan, D. Sarkar and V. Gevorgyan, *J. Am. Chem. Soc.*, 2012, **134**, 5528; (c) Z.-Q. Wang, B. J. Reinius and G.-B. Dong, *J. Am. Chem. Soc.*, 2012, **134**, 13954; (d) J.-A. Shao, W.-T. Chen, M. A. Giullianotti, R. A. Houghten and Y.-P. Yu, *Org. Lett.*, 2012, **14**, 5452; (e) T. Mesganaw, N. F. F. Nathel and N. K. Garg, *Org. Lett.*, 2012, **14**, 2918; (f) Y.-Q. Yang, Y. Lin and Y. Rao, *Org. Lett.*, 2012, **14**, 2874; (g) F. Péron, C. Fossey, T. Cailly and F. Fabis, *Org. Lett.*, 2012, **14**, 1827; (h) N. Kuhl, M. N. Hopkinson, J. Wencel-Delord and F. Glorius, *Angew. Chem., Int. Ed.*, 2012, **51**, 10236; (i) C.-M. Wang, H. Chen, Z.-F. Wang, J.-A. Chen and Y. Huang, *Angew. Chem., Int. Ed.*, 2012, **51**, 7242.
- 10 (a) Y. Li, B.-J. Li, W.-H. Wang, W.-P. Huang, X.-S. Zhang, K. Chen and Z.-J. Shi, *Angew. Chem., Int. Ed.*, 2011, **50**, 2115; (b) H. Li, Y. Li, X.-S. Zhang, K. Chen and Z.-J. Shi, *J. Am. Chem. Soc.*, 2011, **133**, 15244; (c) Y. Li, X.-S. Zhang, K. Chen, K.-H. He, F. Pan, B.-J. Li and Z.-J. Shi, *Org. Lett.*, 2012, **14**, 636; (d) Z.-Q. Lei, H. Li, Y. Li, X.-S. Zhang, K. Chen, X. Wang, J. Sun and Z.-J. Shi, *Angew. Chem., Int. Ed.*, 2012, **51**, 2690; (e) Y. Li, X.-S. Zhang, H. Li, W.-H. Wang, K. Chen, B.-J. Li and Z.-J. Shi, *Chem. Sci.*, 2012, **3**, 1634; (f) K. Chen, H. Li, Y. Li, X.-S. Zhang, Z.-Q. Lei and Z.-J. Shi, *Chem. Sci.*, 2012, **3**, 1645; (g) B.-J. Li, H.-Y. Wang, Q.-L. Zhu and Z.-J. Shi, *Angew. Chem., Int. Ed.*, 2012, **51**, 3948; (h) Y. Li, X.-S. Zhang, Q.-L. Zhu and Z.-J. Shi, *Org. Lett.*, 2012, **14**, 4498; (i) K. Chen, H. Li, Z.-Q. Lei, Y. Li, W.-H. Ye, L.-S. Zhang, J. Sun and Z.-J. Shi, *Angew. Chem., Int. Ed.*, 2012, **51**, 9851.
- 11 A. F. Littke and G. C. Fu, *Angew. Chem., Int. Ed.*, 2002, **41**, 4176.